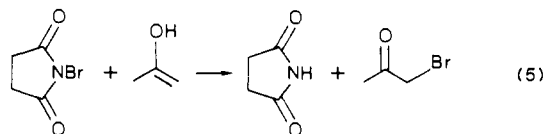


Table I. Rate Constants for the Hydronium Ion Catalyzed Enolization of Acetone in Aqueous Solution

$T/^\circ\text{C}$	$k_{\text{H}^+}^{\text{E}}/10^{-5}$ $\text{M}^{-1} \text{s}^{-1}$	ref	$T/^\circ\text{C}$	$k_{\text{H}^+}^{\text{E}}/10^{-5}$ $\text{M}^{-1} \text{s}^{-1}$	ref
0	0.117	9	25	2.77	this work
0	0.112	10	27	3.60	9
24	2.53	9	35	8.81	9
25	2.86	9	35	8.49	11
25	2.75	10	45	24.3	11
25	2.76	11			

the $\text{Br}_2 + \text{Br}^-$ association constant in this medium, *N*-bromosuccinimide was used as the brominating agent: reaction of this substance with acetone enol produces succinimide as the other product, eq 5, and brom-



ide ion is therefore not formed. Reactions were followed spectrophotometrically by monitoring the decrease in absorbance of *N*-bromosuccinimide at $\lambda = 218 \text{ nm}$; succinimide itself has negligible absorbance at this wavelength. Initial concentrations of *N*-bromosuccinimide were 4×10^{-5} to $4 \times 10^{-4} \text{ M}$, and acetone concentrations were 2.5×10^{-3} to $1.5 \times 10^{-2} \text{ M}$; reactions were again followed for about 0.5% consumption of acetone. Perchloric acid (0.003–0.010 M) was used as the catalyst, and ionic strength was maintained at 0.10 M with sodium perchlorate. The perchloric acid was supplied by adding 1 vol of aqueous HClO_4 solution to 99 vol of acetonitrile, and the reaction mixtures therefore contained 1% water by volume.

In a typical run, 1.00 mL of acetonitrile (1% water) perchloric acid solution was allowed to come to temperature equilibrium with the spectrometer cell compartment. A few microliters of *N*-bromosuccinimide stock solution was then added, and the absorbance at $\lambda = 218 \text{ nm}$ was recorded, from which the *N*-bromosuccinimide concentration was calculated ($\epsilon_{218} = 2.27 \times 10^3 \text{ M}^{-1} \text{ cm}^{-1}$, independent of temperature over the range employed). A total of 10 μL of acetone stock solution of accurately known concentration was then added, and the decrease in absorbance at $\lambda = 218 \text{ nm}$ was recorded for 60–250 s. Observed first-order rate constants were calculated using eq 6.

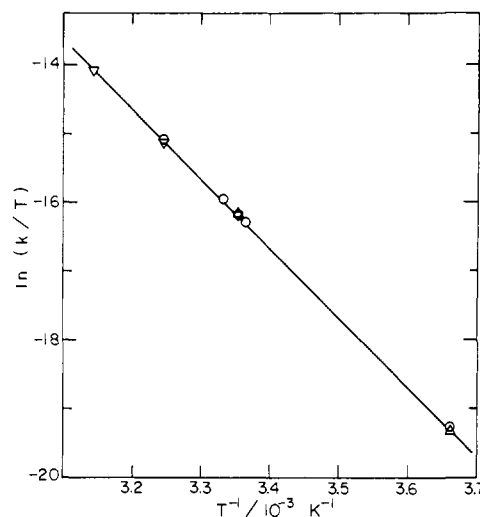
$$k_{\text{obs}} = -(dA/dt)/[\text{acetone}]_{218} \quad (6)$$

Rates of ketonization were measured using the conventional flash photolysis apparatus already described.⁶ Reactions were carried out in a 10-cm jacketed cuvette whose temperature was controlled by water circulating from a constant temperature bath; reaction temperatures were measured with a calibrated thermometer immersed directly in the reaction solution. Acetone enol was generated in aqueous solution by the photooxidation reaction shown in eq 2, with isopropyl alcohol and acetone concentrations = 0.05 M, and in acetonitrile solution (1% water) by the Norrish type II reaction of eq 3 with 5-hydroxy-2-pentanone concentration = 0.01 M. Decay of the enol transient was monitored at $\lambda = 210 \text{ nm}$ in aqueous solution and at $\lambda = 215 \text{ nm}$ in acetonitrile solvent. Perchloric acid was used as the catalyst in both solvents, and in both cases the ionic strength was maintained at 0.10 M with sodium perchlorate.

Results

Aqueous Solutions. The rate of enolization of acetone in dilute aqueous mineral acid solutions has been determined accurately before at temperatures ranging from 0 to 45 $^\circ\text{C}$ (Table I),^{9–11} and only one set of measurements, at 25 $^\circ\text{C}$, was therefore carried out here. The data, covering the acid concentration range $[\text{HBr}] = 0.02\text{--}0.10 \text{ M}$, are summarized in Table S1,¹² given in the supplementary material.

These presently determined first-order rate constants are accurately proportional to acid concentration, and linear least-squares analysis gives the hydrogen ion catalytic coefficient $k_{\text{H}^+}^{\text{E}} = (2.77 \pm 0.05) \times 10^{-5} \text{ M}^{-1} \text{ s}^{-1}$. This agrees well with previous results (see Table I). As Figure 1 shows, all of the data give an accurately linear relationship when plotted according to the Eyring equation.

**Figure 1.** Eyring plot for the enolization of acetone in aqueous solution.**Table II.** Rate Constants for the Perchloric Acid Catalyzed Ketonization of Acetone Enol in Aqueous Solution^a

$T/^\circ\text{C}$	$k_{\text{H}^+}^{\text{K}}/10^3 \text{ M}^{-1} \text{ s}^{-1}$	$T/^\circ\text{C}$	$k_{\text{H}^+}^{\text{K}}/10^3 \text{ M}^{-1} \text{ s}^{-1}$
15.1	3.44 ± 0.02	44.5	17.1 ± 0.20
25.0	5.38 ± 0.08^b	54.0	28.4 ± 0.50
34.5	10.7 ± 0.10		

^a Ionic strength = 0.10 M (NaClO_4). ^b Reference 5.

Least-squares analysis leads to the activation parameters $\Delta H^\ddagger = 20.05 \pm 0.08 \text{ kcal mol}^{-1}$, $\Delta S^\ddagger = -12.1 \pm 0.3 \text{ cal K}^{-1} \text{ mol}^{-1}$, and the rate constant at 25 $^\circ\text{C}$ $k_{\text{H}^+}^{\text{E}} = (2.79 \pm 0.02) \times 10^{-5} \text{ M}^{-1} \text{ s}^{-1}$.

Rates of ketonization of acetone enol in dilute aqueous perchloric acid solutions were measured here at four temperatures from 15 to 54 $^\circ\text{C}$. At each temperature, at least five different acid concentrations, varying by at least a factor of 5, were used. These data are summarized in Table S2 of the supplementary material.¹²

Observed first-order ketonization rate constants determined at each temperature were accurately proportional to acid concentration, and least-squares analysis gives the hydrogen ion catalytic coefficients shown in Table II. These, together with a value for 25 $^\circ\text{C}$, reported before,⁶ give a linear Eyring plot, which provides the activation parameters, $\Delta H^\ddagger = 9.74 \pm 0.44 \text{ kcal mol}^{-1}$, $\Delta S^\ddagger = -8.6 \pm 1.4 \text{ cal K}^{-1} \text{ mol}^{-1}$, and the rate constant at 25 $^\circ\text{C}$ $k_{\text{H}^+}^{\text{K}} = (5.95 \pm 0.23) \times 10^3 \text{ M}^{-1} \text{ s}^{-1}$.

Combination of these activation parameters for enolization and ketonization gives $\Delta H^\circ = 10.31 \pm 0.45 \text{ kcal mol}^{-1}$ and $\Delta S^\circ = -3.5 \pm 1.5 \text{ cal K}^{-1} \text{ mol}^{-1}$ for the keto-enol equilibrium reaction. The 25 $^\circ\text{C}$ rate constants provided by the two Eyring relations give $K_{\text{E}} = (4.69 \pm 0.19) \times 10^{-9}$, $\text{p}K_{\text{E}} = 8.33 \pm 0.02$, which is more accurate than $\text{p}K_{\text{E}} = 8.22 \pm 0.08$ reported before.¹³

Acetonitrile Solutions. Rates of reaction of acetone with *N*-bromosuccinimide catalyzed by perchloric acid in acetonitrile solution (containing 1% water) were measured at five temperatures over the range 14–56 $^\circ\text{C}$. Both perchloric acid and *N*-bromosuccinimide concentrations were varied, the former from 0.003 to 0.010 M and the latter from 0.00004 to 0.00040 M. These data are summarized in Table S3 of the supplementary material.¹²

Observed first-order rate constants proved to be somewhat dependent upon the concentration of *N*-bromosuccinimide: they sometimes dropped off slightly with decreasing concentration at the lower end of the concentration range employed; an example is shown in Figure 2. This indicates that the reaction of acetone enol with *N*-bromosuccinimide was not always sufficiently faster than its reversion back to ketone to make enolization fully rate-determining, i.e., that *N*-bromosuccinimide was not always functioning as a sufficiently efficient enol scavenger. This is unlike

(9) Rice, F. O.; Kilpatrick, M. *J. Am. Chem. Soc.* **1923**, *45*, 1401–1412.

(10) Smith, G. F. *J. Chem. Soc.* **1934**, 1744–1750.

(11) Baliga, B. T.; Whalley, E. *Can. J. Chem.* **1964**, *42*, 1835–1850.

(12) Supplementary material; see paragraph at the end of this paper regarding availability.

(13) Chiang, Y.; Kresge, A. J.; Tang, Y. S.; Wirz, J. *J. Am. Chem. Soc.* **1984**, *106*, 460–462.

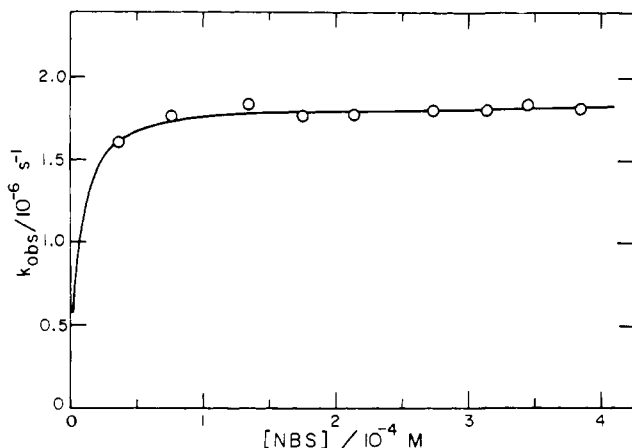


Figure 2. Dependence of observed rate constants upon *N*-bromosuccinimide concentration for the reaction of acetone in acetonitrile solution (1% water) at 56 °C. The line is drawn according to eq 8 with parameters obtained by least-squares fit to eq 9.

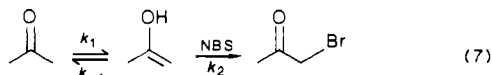
Table III. Rate Constants for the Perchloric Acid Catalyzed Enolization of Acetone ($k_{\text{H}^+}^{\text{E}}$) and Reaction of the Enol with *N*-Bromosuccinimide (k_2) in Acetonitrile Solution Containing 1% Water^a

$T/^\circ\text{C}$	$k_{\text{H}^+}^{\text{E}}/10^{-3} \text{ M}^{-1} \text{ s}^{-1}$	$k_2/10^8 \text{ M}^{-1} \text{ s}^{-1}$
14.0	0.159 ± 0.005	
25.0	0.643 ± 0.032	1.2 ± 0.4, 1.2 ± 0.8
34.8	1.92 ± 0.08	1.9 ± 0.3, 4.2 ± 2.3
46.4	5.62 ± 0.06	2.3 ± 0.8, 5.9 ± 3.7
56.4	18.8 ± 0.9	5.1 ± 1.0

^a Ionic strength = 0.10 M (NaClO₄).

the situation with bromine scavenger in aqueous solution. The reaction of acetone enol with bromine in aqueous solvent is very fast, nearly encounter-controlled,¹⁴ and, at the concentrations employed here, the scavenging reaction in that medium was always at least 2 orders of magnitude faster than reketonization.

This insufficiently efficient scavenging in acetonitrile solution was taken into account by treating the data in terms of a two-step reaction as shown in eq 7 (*NBS* = *N*-bromosuccinimide). The



rate law for this process is given in eq 8, and eq 9 shows that a plot of $1/k_{\text{obs}}$ vs $1/[\text{NBS}]$ should be linear with the desired enolization rate constant as the intercept. The data did obey this

$$k_{\text{obs}} = \frac{k_1 k_2 [\text{NBS}]}{k_{-1} + k_2 [\text{NBS}]} \quad (8)$$

$$\frac{1}{k_{\text{obs}}} = \frac{1}{k_1} + \frac{k_{-1}}{k_1 k_2 [\text{NBS}]} \quad (9)$$

relationship, although in some cases the variation of $1/k_{\text{obs}}$ with $1/[\text{NBS}]$ was less than the experimental uncertainty and least-squares analysis failed to give a significant value of the slope parameter, $k_{-1}/k_1 k_2$; the intercept $1/k_1$, however, was in all cases well determined.

Values of k_1 obtained in this way proved to be accurately proportional to acid concentration over the range employed,¹⁵ and least-squares analysis gave the hydrogen ion catalytic coefficients

(14) (a) Hochstrasser, R. A.; Kresge, A. J.; Schepp, N. P.; Wirz, J. *J. Am. Chem. Soc.* **1988**, *110*, 7875–7876. (b) Dubois, J. E.; El-Alaoui, M.; Toullec, J. *J. Am. Chem. Soc.* **1981**, *103*, 5393–5401.

(15) Acid concentrations were limited to $[\text{HClO}_4] \leq 0.01 \text{ M}$ because at about $[\text{HClO}_4] = 0.03 \text{ M}$ rates began to increase more rapidly than in direct proportion to $[\text{HClO}_4]$. This effect is reminiscent of the "acidity function behavior" commonly observed in concentrated aqueous acids, which would be expected to become apparent at lower acidities in the nonaqueous medium used here.

Table IV. Rate Constants for the Perchloric Acid Catalyzed Ketonization of Acetone Enol in Acetonitrile Solution Containing 1% Water^a

$T/^\circ\text{C}$	$k_{\text{H}^+}^{\text{K}}/10^4 \text{ M}^{-1} \text{ s}^{-1}$	$T/^\circ\text{C}$	$k_{\text{H}^+}^{\text{K}}/10^4 \text{ M}^{-1} \text{ s}^{-1}$
9.0	1.74 ± 0.05	25.0	5.74 ± 0.09
15.2	2.81 ± 0.09	33.8	9.77 ± 0.37
19.9	3.84 ± 0.10		

^a Ionic strength = 0.10 M (NaClO₄).

Table V. Summary of Thermodynamic Parameters for Acetone Keto–Enol Interconversion

	water	acetonitrile	gas
Enolization			
$\Delta H^\ddagger/\text{kcal mol}^{-1}$	20.0 ± 0.1	20.1 ± 0.5	
$\Delta S^\ddagger/\text{cal K}^{-1} \text{ mol}^{-1}$	-12.1 ± 0.3	-5.8 ± 1.7	
Ketonization			
$\Delta H^\ddagger/\text{kcal mol}^{-1}$	9.7 ± 0.4	11.4 ± 0.2	
$\Delta S^\ddagger/\text{cal K}^{-1} \text{ mol}^{-1}$	-8.6 ± 1.4	1.6 ± 0.8	
Equilibrium			
$\Delta H^\circ/\text{kcal mol}^{-1}$	10.3 ± 0.4	8.7 ± 0.6	12.0 ± 2.0
$\Delta S^\circ/\text{cal K}^{-1} \text{ mol}^{-1}$	-3.5 ± 1.5	-7.4 ± 1.9	-7 ± 10
pK_{E}	8.33 ± 0.02	7.96 ± 0.02	10.3 ± 2.0

for enolization listed in Table III. These provided an accurately linear Eyring plot, which led to the activation parameters $\Delta H^\ddagger = 20.1 \pm 0.5 \text{ kcal mol}^{-1}$ and $\Delta S^\ddagger = -5.8 \pm 1.7 \text{ cal K}^{-1} \text{ mol}^{-1}$ and the 25 °C rate constant $k_{\text{H}^+}^{\text{E}} = (6.15 \pm 0.31) \times 10^{-4} \text{ M}^{-1} \text{ s}^{-1}$.

In those cases where least-squares analysis of the relationship between $1/k_{\text{obs}}$ and $1/[\text{NBS}]$ led to determined values of the slope $k_{-1}/k_1 k_2$, division of this slope by the intercept $1/k_1$ gave the ratio k_{-1}/k_2 , and from that, since k_{-1} is known (vide infra), k_2 could be calculated; values obtained in this way are listed in Table III. These results are of limited accuracy, but they nevertheless give a reasonable Eyring plot, which in turn provides the activation parameters $\Delta H^\ddagger = 8.1 \pm 2.8 \text{ kcal mol}^{-1}$ and $\Delta S^\ddagger = 6 \pm 9 \text{ cal K}^{-1} \text{ mol}^{-1}$ and the 25 °C rate constant $k = (1.4 \pm 0.4) \times 10^8 \text{ M}^{-1} \text{ s}^{-1}$. The latter is more than 1 order of magnitude below the specific rate of reaction of acetone enol with bromine in aqueous solution, $k_2 = 4 \times 10^9 \text{ M}^{-1} \text{ s}^{-1}$,¹⁴ in keeping with the decreasing efficiency of *N*-bromosuccinimide as an enol scavenger.

Rates of ketonization of acetone enol in acetonitrile solution (1% water) catalyzed by perchloric acid were measured at five temperatures from 9 to 34 °C. Acid concentrations were varied over the range 0.002–0.010 M; these data are summarized in Table S4 of the supplementary material.¹²

Observed first-order ketonization rate constants again proved to be accurately proportional to acid concentration, and least-squares analysis led to the hydrogen ion catalytic coefficients listed in Table IV. An Eyring plot constructed with these data was nicely linear and gave $\Delta H^\ddagger = 11.4 \pm 0.2 \text{ kcal mol}^{-1}$ and $\Delta S^\ddagger = 1.6 \pm 0.8 \text{ cal K}^{-1} \text{ mol}^{-1}$ and the 25 °C rate constant $k_{\text{H}^+}^{\text{K}} = (5.56 \pm 0.07) \times 10^4 \text{ M}^{-1} \text{ s}^{-1}$.

Combination of these activation parameters for ketonization with those for enolization in acetonitrile solution gives $\Delta H^\circ = 8.7 \pm 0.6 \text{ kcal mol}^{-1}$ and $\Delta S^\circ = -7.4 \pm 1.9 \text{ cal K}^{-1} \text{ mol}^{-1}$ for the keto–enol equilibrium reaction in this solvent. The two 25 °C rate constants provided by Eyring relations lead to $K_{\text{E}} = (1.11 \pm 0.06) \times 10^{-8}$, $pK_{\text{E}} = 7.96 \pm 0.02$.

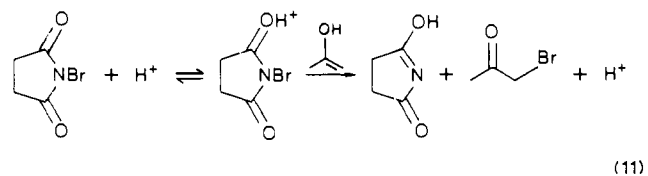
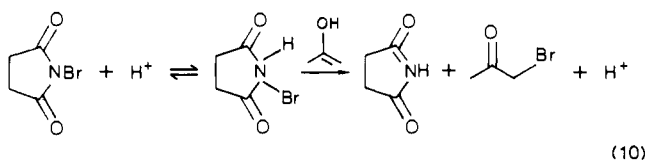
Discussion

Thermodynamics. Two determinations of the heat of formation of acetone enol in the gas phase have recently been made: $\Delta H^\circ_{\text{f}} = -38 \pm 2 \text{ kcal mol}^{-1}$ ^{1a} and $\Delta H^\circ_{\text{f}} = -42 \pm 2 \text{ kcal mol}^{-1}$.^{1b} The average of these values, when combined with $\Delta H^\circ_{\text{f}} = -52 \text{ kcal mol}^{-1}$ for acetone itself,² gives $\Delta H^\circ = 12 \pm 2 \text{ kcal mol}^{-1}$ for the acetone keto–enol equilibrium reaction in the gas phase. This value is remarkably close to $\Delta H^\circ = 10.3 \pm 0.4 \text{ kcal mol}^{-1}$ obtained here for the same reaction in aqueous solution, and it is also close to the present result for acetonitrile solution, $\Delta H^\circ = 8.7 \pm 0.6 \text{ kcal mol}^{-1}$. These similarities imply that the heats of solvation of the keto and enol forms of acetone in water are quite similar and that

the corresponding values for acetonitrile solution are not very different as well.

An estimate of the standard entropy of acetone enol, $S^\circ = 66 \text{ cal K}^{-1} \text{ mol}^{-1}$, may be made using Benson's additivity scheme,³ and this, when combined with $S^\circ = 71 \text{ cal K}^{-1} \text{ mol}^{-1}$ for acetone itself,² gives $\Delta S^\circ = -5 \text{ cal K}^{-1} \text{ mol}^{-1}$ for the keto-enol equilibrium reaction in the gas phase. This value is consistent with $\Delta S^\circ = -7 \pm 10 \text{ cal K}^{-1} \text{ mol}^{-1}$, which may be obtained from the free energy change for this reaction at 25 °C determined in an ICR experiment, $\Delta G^\circ = 14 \pm 2 \text{ kcal mol}^{-1}$,⁴ and the gas-phase enthalpy change derived above, $\Delta H^\circ = 12 \pm 2 \text{ kcal mol}^{-1}$. These results once again show the gas-phase reaction to be remarkably similar to the solution process, for which $\Delta S^\circ = -3.5 \pm 1.5 \text{ cal K}^{-1} \text{ mol}^{-1}$ in water and $\Delta S^\circ = -7.4 \pm 1.9 \text{ cal K}^{-1} \text{ mol}^{-1}$ in acetonitrile.

Mechanism of the Reaction of Acetone Enol with *N*-Bromosuccinimide. There is some evidence that the bromination of aromatic compounds by *N*-bromoamides is subject to acid catalysis,¹⁶ and it is of interest to inquire whether acid catalysis could have been operating in the present reaction of *N*-bromosuccinimide with acetone enol. Such catalysis could facilitate transfer of bromine by prior formation of either a nitrogen protonated species, eq 10, or an oxygen protonated species, eq 11, each of which would be expected to be a better source of electrophilic bromine than *N*-bromosuccinimide itself.



(16) de la Mare, P. B. D.; Ridd, J. H. *Aromatic Substitution Nitration and Halogenation*; Academic Press: New York, 1959; pp 110, 120. March, J. *Advanced Organic Chemistry*; McGraw-Hill: New York, 1977; p 483.

Such mechanisms require the k_{-1}/k_2 ratio of eq 7 to be acid independent, since both the forward, bromination, and the reverse, ketonization, reactions of the enol are now acid-catalyzed. A mechanism involving unprotonated *N*-bromosuccinimide as the brominating agent, on the other hand, would give k_{-1}/k_2 ratios, which increased with increasing acidity, for in this case only the numerator (k_{-1}) of this fraction would be influenced by acid. The data do show a tendency for k_{-1}/k_2 to increase with increasing acidity, thus supporting an uncatalyzed mechanism.

Additional evidence for this conclusion can be obtained from the magnitude of the operational bromination rate constant k_2 . For either of the acid-catalyzed reaction schemes (eq 10 or 11), this rate constant is equal to the specific rate of the actual bromination step k_{Br} divided by the acidity constant of protonated *N*-bromosuccinimide, K_a , times acid concentration = $k_2 = (k_{Br}/K_a)[H^+]$. Rearranging this expression and inserting $k_2 = 1.4 \times 10^8 \text{ M}^{-1} \text{ s}^{-1}$ determined here and $[H^+] = 0.003\text{--}0.010 \text{ M}$ as the range of acid concentrations used gives $k_{Br} = (1\text{--}5) \times 10^{10} K_a \text{ M}^{-1} \text{ s}^{-1}$. The acidity constant of protonated *N*-bromosuccinimide is not known, but it is likely to be considerably greater than 1: simple aliphatic amides have $K_a \cong 10$,¹⁷ and introduction of an *N*-halo substituent as well as a second carbonyl group, both strongly acid-strengthening groups, is certain to increase this value by many orders of magnitude. This puts k_{Br} well above the acceptable limit for a bimolecular reaction in solution, $k \cong 10^{10} \text{ M}^{-1} \text{ s}^{-1}$, and rules out an acid-catalyzed reaction mechanism.

Acknowledgment. We are grateful to the Natural Sciences and Engineering Research Council of Canada, the donors of the Petroleum Research Fund, administered by the American Chemical Society, and the Shell Development Co. for financial support of this work.

Registry No. 1, 29456-04-0; 2, 67-64-1; *N*-bromosuccinimide, 128-08-5.

Supplementary Material Available: Tables S1–S4 of rate data (9 pages). Ordering information is given on any current masthead page.

(17) Liler, M. *Reaction Mechanisms in Sulfuric Acid and Other Strong Acid Solutions*; Academic Press: New York, 1971; p 105.